

ILLUMINATING WITH CITY ELEMENTS – USER MANUAL

Enhancing urban spaces

Beyond its original illuminating function, light is increasingly used to structure public squares and buildings during the evening and night hours and to immerse them in a pleasant atmosphere. Light plays an increasingly important role as a creative and atmospheric design element: Skilfully deployed, light not only stages attractions but also makes a significant contribution, as a stylistic means, to the architecture of public spaces and parks.


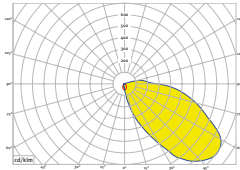
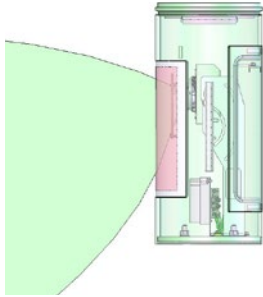

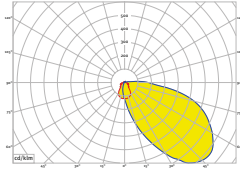

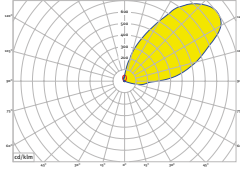
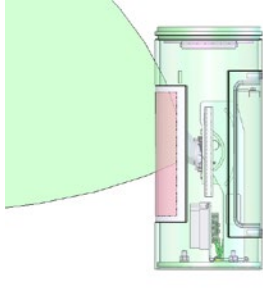

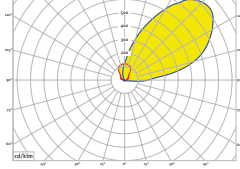

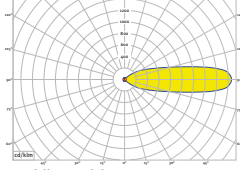
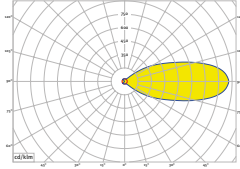
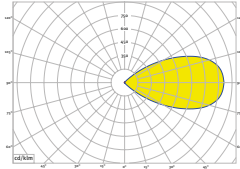
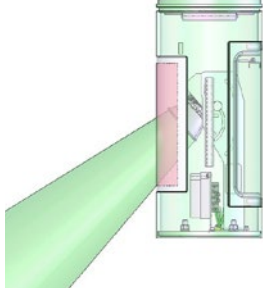
All terminal and intermediate elements can be rotated by 360°, which ensures optimum illumination results and allows them to be adapted to each and every situation and location.

The new electrical equipment of the CITY ELEMENTS illuminating elements enables architects and planners to use various ways of distributing light, whether in a way that is rotationally symmetric or asymmetric. Now, they can take advantage of the different tracks to optimally adjust the setting angle within an element. The use of the newest and even more powerful LED technology from CREE is also new.



WHICH LIGHTING TECHNOLOGY IS AVAILABLE?

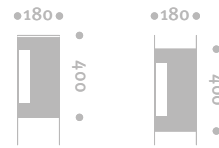
For illumination with the CITY ELEMENTS lighting system, the lighting technologies L3.1–L3.3, with lateral light outlets, are available. The consecutive final number describes the beam direction and characteristic.

Lighting technology	Reflector	IDCs	Example
<p>L3.1 Asymmetric downwards</p>			
<p>Asymmetric downwards with ribbed cover glass</p>			
<p>L3.2 Asymmetric upwards</p>			
<p>Asymmetric upwards with ribbed cover glass</p>			
<p>L3.3 Rotationally symmetrical</p>		<p>18°</p>  <p>28°</p>  <p>46°</p> 	

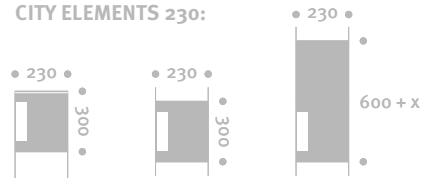
ELEMENTS WITH THE NEW LIGHTING TECHNOLOGY

The new lighting technologies are used in the CITY ELEMENTS 180 as well as in the CITY ELEMENTS 230. Concretely, they are used in the AS and BS elements AS/BS300 (Ø 230 mm) and AS/BS400 (Ø 180 mm), as well as the BHS 600+x element (Ø 230 mm).

CITY ELEMENTS 180:



CITY ELEMENTS 230:



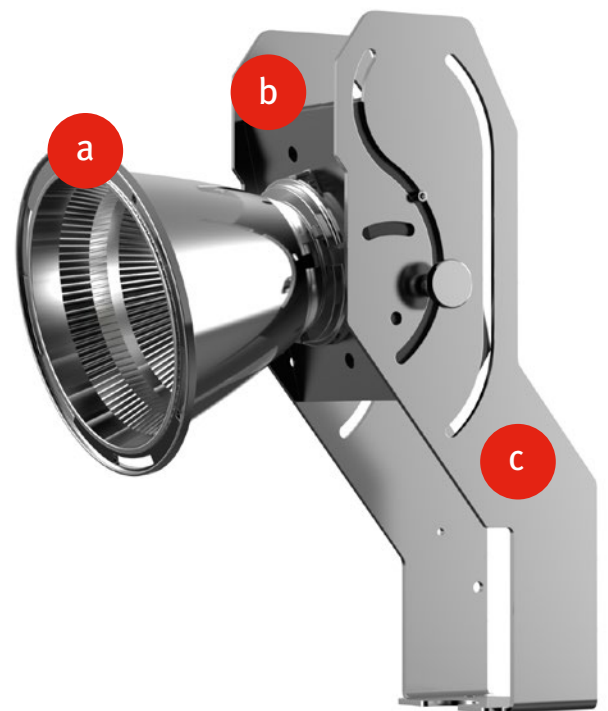
STRUCTURE OF THE NEW ELECTRICAL SYSTEM

As before, the new LED technology, including the reflector (a), is located on a heat sink (b) which is held by an aluminium frame (c).

Via a bayonet lock, the reflectors can be replaced easily and in a few simple steps and can be changed from narrow to wide beam. In this way, it can also be changed from rotationally symmetrical to asymmetrical light distribution.


The aluminium frame itself has several tracks which, depending on the lighting technology, make an ideal setting of the reflector possible and enable a maximum setting angle.

As a result of the higher mounting position of the knurled nuts at the bottom of the electrical system, these are easy to reach and make the installation of the CITY ELEMENTS easier.



USE OF TRACKS DEPENDING ON LIGHTING TECHNOLOGY

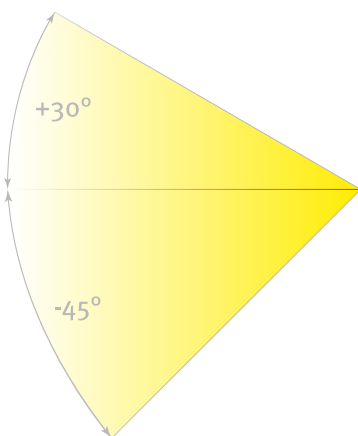
Via the different tracks (1,2, or 3), the maximum use of the setting angle within the housing is ensured for each lighting technology. The optimal track for each lighting technology is determined and already installed upon delivery. Subsequent changes on site are possible.



MAXIMUM SETTING ANGLE OF THE TRACKS

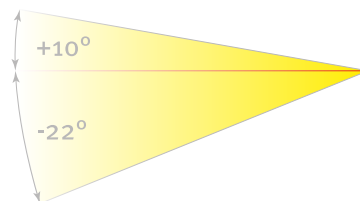
1

L3.1 | asym. downwards
L3.3 | rotationally symmetric
(Reflector 18° | 28° | 46°)



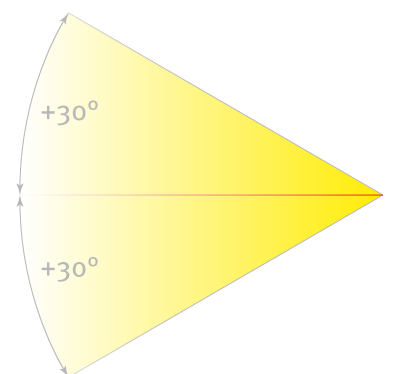
2

L3.2 | asym. upwards



3

For project solutions upon request, for example for large reflectors, or more narrow beam reflectors



HESS AND GRIVEN

Hess and GRIVEN, the specialist in architectural lighting solutions and an affiliate company of Hess, offer an entire product range to enable attractive and special lighting scenarios become a reality.

For example, by integrating a JADE 16, RGBW illumination from CITY ELEMENTS 230 is possible.

A further option for your creative ideas!

.hess

GRIVEN
special lighting challenge

