


CITY ELEMENTS 180  
**ILLUMINATING  
BOLLARDS**



# CITY ELEMENTS – FOR **SMART URBAN SPACES**

## **CITY ELEMENTS**

CITY ELEMENTS, from Hess, is a multifunctional lighting system suitable for meeting all requirements in a smart city and in a smart urban space.

The potential of CITY ELEMENTS columns goes far beyond mere illumination thanks to their modularity: From loudspeakers, cameras, illuminating elements, power and water connections to charging infrastructures for e-mobility. Thanks to the individually combinable elements, diverse and additional functions and supply solutions are offered.

For the urban requirements of today and tomorrow.



## **CITY ELEMENTS ILLUMINATING BOLLARDS**


The extensive experience that we have gained over the years with the CITY ELEMENTS illuminating columns has been incorporated in the development of the new CITY ELEMENTS 180 illuminating bollard.

We were thus able to transfer the trusted modularity that has proven itself in worldwide projects to the new illuminating bollard and have significantly improved the ease of installation.

In short: We simply made it better.

The CITY ELEMENTS 180 illuminating bollard by Hess – the CITY ELEMENT among illuminating bollards!





# HIGHLIGHTS

The CITY ELEMENTS 180 illuminating bollard is comprised of a base element and a top element. You have a variety of options to choose from: Thanks to its modularity, the CITY ELEMENTS 180 illuminating bollard is a prime example of versatility.

Don't you agree?

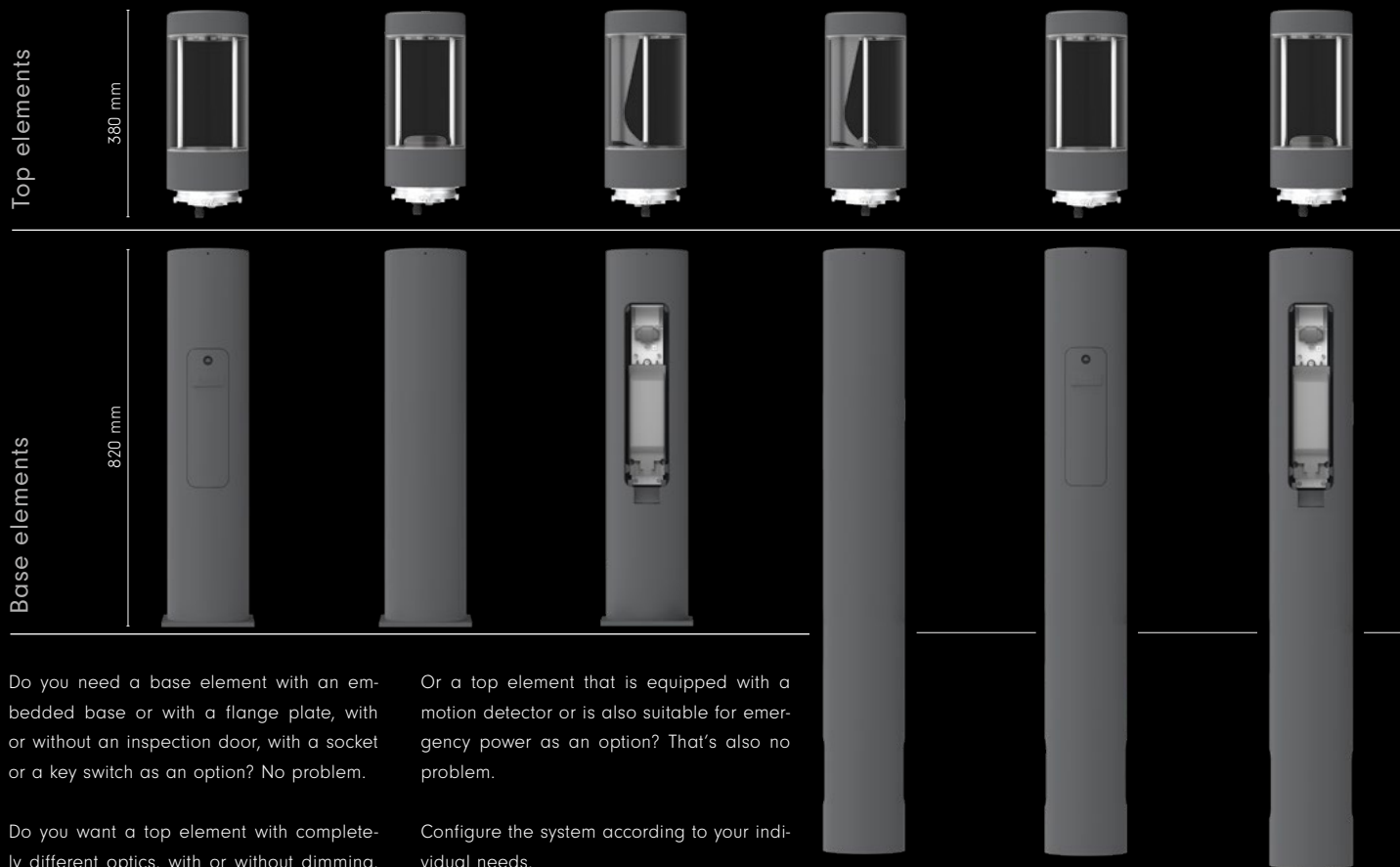
The CITY ELEMENTS 180 illuminating bollard complements the CITY ELEMENTS illuminating columns in a perfect way and with an unprecedented stringency.

Modularity and versatility made by Hess.

- ✓ **Modular design -**  
consisting of a base and top element and thus freely configurable
- ✓ **Bayonet fitting -**  
for simple connection of base and top element
- ✓ **Top element -**  
already sealed ex works
- ✓ **High-performance LED modules -**  
with 9 up to 28 watts of power
- ✓ **Internal shade (optional) -**  
can be fitted on the top element ex works or at a later point in time
- ✓ **Motion detector -**  
now available as standard
- ✓ **Electrical supply possible:**  
CRVE base element available with the following two equipment options:  
Electrical design possibilities:  
GS 0 = without equipment  
GS 05 = 1x SCHUKO 250V / 16A



# MODULARITY THANKS TO ELEMENTS



Do you need a base element with an embedded base or with a flange plate, with or without an inspection door, with a socket or a key switch as an option? No problem.

Or a top element that is equipped with a motion detector or is also suitable for emergency power as an option? That's also no problem.

Do you want a top element with completely different optics, with or without dimming, with a wide variety of control systems?

Configure the system according to your individual needs.

Hess GmbH Licht + Form  
Lantwattenstrasse 22  
D-78050 Villingen-Schwenningen  
Phone: + 49 (0) 7721 920-0  
E-mail: info@hess.eu  
www.hess.eu

© Hess GmbH Licht + Form  
09/2020

We reserve the right to make technical changes.

CITY ELEMENTS 180  
Illuminating bollards



CITY ELEMENTS 180



CITY ELEMENTS 200



CITY ELEMENTS 230

